

Waverley Academy: EY Home Learning Menu

Can you Escape?



Create your own crime scene, asking an adult to hide an item and investigate where it went.


Crack the code challenge!

There's a problem and the crime scene door is locked. Can you complete each challenge to reveal 3 numbers that will open the key pad?

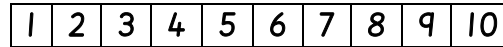


Challenge 1

Count the number of apples below.




Use the number line to subtract this number from 10.



This is the first number for the key pad.

Challenge 2

This is all the fruit that is left after break.

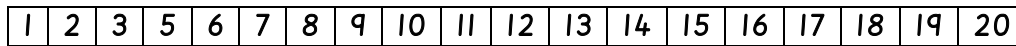


Mrs Walton eats a pear. How many are left?

This is the second number for the key pad.

Challenge 3

Someone has been writing their numbers to 20. Someone has made a mistake. Can you find it and correct it?



This is the third number for the key pad.

Challenge 3

Here are some beads on a string. How many more do I need to get to 10?



This is the fourth and final number for the key pad.

Communication and Language

Ask an adult to hide an object and create a crime scene in your house.
Pretend to be a detective exploring a crime scene.
What questions might you ask to find the missing object?

Literacy

Write a list of all the things that you can see in the crime scene.
Write the item that could be missing.

Physical

Create a boundary line for your crime scene, explore movement of playing within and crossing the boundary line.

- Stepping over and under the boundary line.
- Jumping on and off the boundary line.
- Running around the boundary line
- Throwing and kicking a ball without the ball going over the boundary line.

Understanding of the World



Who works here?

What is their job?

What is their uniform like?

Talk to an adult about who you think works in this building and what kind of things they might do for their job.

Phonics

If possible, watch the daily Phonics videos on

<https://www.ruthmiskin.com/en/find-out-more/parents/>

Make sure you know all the RWI set 1 sounds and make words/read words using your cards.

Construction

Use plastic bottles, toilet roll tubes, yoghurt pots or any other boxes and containers to make a police station.

Don't Forget:

Try to read every day using books from <https://www.oxfordowl.co.uk/>

Your log in is:

Username - oak class2020 Password – oak class

Keep on counting, forwards and backwards from different numbers.