






<p><u>Speaking and Listening</u> Play a guessing game. Think of a minibeast and describe it (eg): I have wings and can fly I am red I have black spots What am I?</p>	<p><u>Maths</u> Look carefully at butterfly wings. They are symmetrical (the same on both sides). Can you draw or paint a symmetrical butterfly?</p>		<p><u>Plan a bugs ball!</u></p> <p>You could:</p> <ul style="list-style-type: none"> • Make costumes • Write invitations • Research and plan a menu (eg fruit kebab caterpillars, worm jelly) • Work out how much food you will need • Find some minibeast music 
<p><u>Expressive Art and Design</u> -Use boxes, tubs and tubes to make a junk model minibeast. -Add some jelly and spaghetti (worms!) into a tub. Explore the textures. What else might you add in? -Paint/draw/make a collage of your favourite minibeast.</p>	<p><u>Personal, Social and Emotional Development</u> -Show an image of a spider. How do you feel when you see a real spider. Discuss why some people may feel scared. -Talk about using gentle hands when collecting minibeasts and using gentle hands with friends.</p>	<p><u>Literacy</u> Choose your favourite minibeast and write some simple sentences to describe it. You could even make a minibeast book!</p> 	<p><u>Communication and Language</u> - Sing familiar nursery rhymes that contain minibeasts, such as 'Incy Wincy Spider' and 'Little Miss Muffet'. Can you make up some actions to go with the words?</p>
<p><u>Understanding of the World</u> - Work together to create a minibeast hotel outside. Discuss what minibeasts like to eat and where they like to live. For example, somewhere dark. You could use tissue boxes, cardboard tubes, etc. - Allow children to use a camera/phone/tablet to take photos of their findings on a minibeast hunt. -Look for spiders and spider webs. How do you think they spin their webs? What are they for?</p>	<p>Can you make your name or some numbers using natural materials? Don't forget to take a photo.</p> 	<p><u>Physical</u> Move like a minibeast! Wiggle like a worm. Slither slowly like a snail. Fly around like a buzzing bee Flutter quietly like a butterfly. Fly so fast like a speedy dragonfly. Scuttle like a centipede.</p> <p>Can you think of any more minibeast moves?</p>	<p><u>Maths</u> Go on a minibeast hunt in your garden/local park/woods. Make a checklist (eg butterfly, ladybird, spider, caterpillar). Can you make a mark for each one you find? Count up how many of each type you found. How many did you find altogether?</p>
<p><u>Phonics</u> Use your sound cards to make the names of minibeasts. Remember – the spelling doesn't have to be correct – it's about sounding out the words as best you can.</p>	<p><u>Understanding of the World</u> Find out what insects like to eat and encourage them into your garden (Eg butterflies – ripe, mashed banana or pieces of orange)</p> 	<p><u>Construction</u> Build a minibeast hotel in the garden. You could use empty cardboard tubes/boxes, old plant pots or pieces of wood and twigs.</p>	<p><u>Don't Forget</u></p> <ul style="list-style-type: none"> • Keep practising your green word cards. How speedy are you now? I would love to see some videos of you reading your words. • Reading, reading and more reading! Use Oxford Owl or share any books you have at home. • If you have access to CeeBeebies or YouTube, find some stories about minibeasts.

