







# Waverley Academy: KS1 Home Learning Menu

	<p><b>Design and Technology</b> Can you design and bake a delicious cake? What equipment will you need? Decorate it however you like. Don't forget to post your photograph though before you eat it. How did it taste?</p>	<p><b>Music</b> Use baking equipment, spoons, spatulas, bowls and tins and create a band. Can you make up your own song or can you play a tune that you know?</p> 	<p><b>Geography</b> Where does chocolate come from? How is it made? Locate this on a map and see how far it travels. ( You can use this information in your non-chronological report)</p>	<p><b>Maths</b> How much does it cost to buy all the ingredients for your chocolate cake? Can you help to weigh out the ingredients for your cake?</p>
<p><b>Maths</b> Mrs Green bakes muffins. She sells them in her shop.</p>  <p>On Monday she bakes 30 muffins and sells 18. (How many does she have left?) On Tuesday she bakes twice as many as muffins but she has the same amount of muffins left. How many muffins did she sell on Tuesday?</p>	<p><b>History</b> The <b>Victoria Sponge</b> was named after <b>Queen Victoria</b>, who regularly ate a slice of <b>sponge</b> cake with her tea</p> <p>What facts do you know about Queen Victoria?</p> 	<p><b>Science</b> Predict what will happen if you leave chocolate outside on a warm day. Then carry out an experiment. Put some chocolate outside. What happened? What would happen if you put it back in the fridge? Put it back in the fridge and record your results. Use your scientific knowledge to describe the changes to the chocolate? Would you get the same results from white and milk chocolate?</p>	<p><b>Design</b> Design and draw your own chocolate bar. Label your picture. What would it be made of? What would its packaging be like?</p> 	<p><b>English</b> Research about chocolate and create a non-chronological report. This should include a title, sub-headings, information in paragraphs, and a fun fact/did you know section.</p>
<p><b>P.E</b> Exercise is so important for our bodies. Go for a long walk, run, bike ride, a sport that you enjoy. Post your photos on the class dojo. Check your heart beat at the start of the exercise and count how many beats for 1min. Then check your heart beat when you've finished. Is it beating faster or slower than before?</p>	 <p>Can you name the chocolate bars? Which is your favourite and why?</p>	<p><b>Don't Forget</b> Practise your times tables – Timetable Rock Stars <a href="http://www.trockstars.com">www.trockstars.com</a> <a href="http://www.topmarks.co.uk/maths-games/hit-the-button">www.topmarks.co.uk/maths-games/hit-the-button</a> Read regularly. Enjoy your books at home and find free e-reading book at <a href="http://www.oxfordowl.co.uk">www.oxfordowl.co.uk</a> Go to the Ruth Miskin <a href="http://www.youtube.com">YouTube</a> page and watch daily phonics sessions. Fabulous daily lessons for all year groups are being posted daily on the BBC Bitesize website <a href="http://www.bbc.co.uk/bitesize/dailylessons">www.bbc.co.uk/bitesize/dailylessons</a> Practise spelling the Year 1/2 common exception words. Can you spell them all now?</p>		

Remember to post pictures of your work onto your Class Dojo Portfolio if you can. Staff at Waverley would love to see your effort